

A New Methodology for Solar Dryer using CFD

Dhananjay Kumar¹, Dr. Sohail Bux²¹M.Tech Scholar ²Professor

AGNOS College of Technology

RKDF University, Bhopal

Abstract:

The main objective of the present work is to enhance the heating performance with improved design of greenhouse solar dryer using Computational fluid dynamic for Bhopal location having latitude and longitude is 23.25° and 77.33°. This analysis is performed on hottest day may 21th in the year to get maximum possible results. Three different design of solar dryer have been used to predict heating performance on vertical, mid and bottom planes. The geometrical parameters for the solar dryers are 1.2 x 1.2 x 1.5 m, the height of the side walls from ground is 0.65 m, inlet gap on four side of the dryer 0.01 m and the negative mass flow rate of the fan provision diameter of 0.15 m. Polycarbonate sheet is covered over the roof which helps to allow the infrared radiation inside the dryer.

Keywords: Solar, CFD, CAD, Dryer

I. Introduction

Solar dryers are devices that use solar energy to dry substances, especially food. Drying or dehydration of a material say by employing solar energy means removal of moisture from the interior of the material to the surface and then to remove this moisture from the surface of the drying material [1]. Drying is the removal of moisture from the food product by passing either ambient or hot air through the product or it is the heat and mass transfer solar dehydration process.

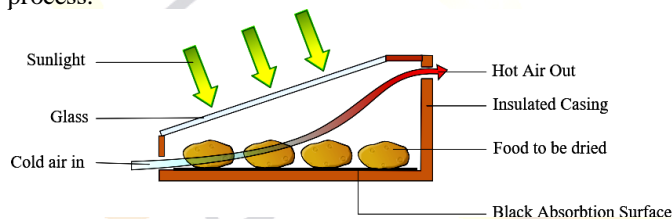


Figure 01: Direct type solar dryer

Norton & Brian have suggested two broad categories of solar dryers, direct dryers and indirect dryers, direct solar dryers exposed the substance to be dehydrated or dried to direct sunlight. They have a black absorbing surface which collects sunlight and converts it into heat; the substance that needs to be dried is placed directly on the surface for drying [2][3][4]. These dryers may have enclosure, glass covers and or vents in order to increase efficiency. In indirect solar dryers a black absorption surface absorbs sunlight and converts it into heat. A vent allows air to flow across the hot surface, the flowing air gains heat as it passes over the absorption surface. The hot air is then made to pass through the substance that needs to be dried. The air takes of moisture from the substance thus dehydrating it and is removed off via a chimney [5][6].

II. Literature review

Petros Demissie at el. [1] In this paper solar power indirect solar dryer is designed and developed. The solar dryer unit consists of solar collector unit drying chamber with two columns of four rack shelves, chimney for the exhaust air, and

a solar powered fan. The outlet of the dryer is designed in truncated pyramid geometry so that precipitation of condensed water would be minimized and additional heating of the drying air is possible at the exit. The dryer is developed and manufactured in Mekelle, Ethiopia. Computational Fluid Dynamics, CFD is employed for predicting a transient three dimensional flow field and temperature distribution within the drying chamber using a symmetric flow domain.

Noureddine Choaba at el. [2] This paper provides an updated literature review about greenhouse systems and helps to identify the most preferable characteristics of a greenhouse for diverse climates and operating conditions. Data on appropriate properties of the covering materials and comparisons of several cladding materials were extensively discussed.

Rasaq. O. Lamidi at el. [3] this paper aims to present a state of the art review on the contributions of combined power and drying, application of phase change materials and hybrid drying systems with regard to agricultural products. Based on this comprehensive summarization, it is indicated that deployment of biomass powered combined heat and power systems might be a good solution to post-harvest wastes since both electricity and heat for drying of agricultural products can be simultaneously obtained.

Messaoud Sandali at el. [4] Aiming to improve the thermal performance of a direct solar dryer, a new technique of heat supply was proposed and investigated using a double level tubular heat exchanger with geothermal water, constructed in LENREZA laboratory. The heat exchanger was placed deliberately above the absorber plate facing the holes so as to enable the air penetration. The temperature of the circulating water was set to 70°C analogically to that of geothermal water in southern regions of Algeria. The experiment was carried out in LENREZA laboratory, University of Ouargla, Algeria.

Atta Ullah at el. [5] In this work, they have tried to briefly summarize the CFD simulations of biomass systems especially after the year 2010 with focus on the drag models being used under the framework of Eulerian methodology.

III. Objective

There are following objective of the present work

1. To perform Computational Fluid Dynamics analysis on base model to predict the effect of maximum heating inside the greenhouse solar dryer for Bhopal city.
2. To create new different models of solar dryer for maximizing the heating performance.
3. To perform Computational Fluid Dynamics analysis on proposed design of solar dryer for maximizing the heating performance.
4. To compare the results and proposed enhance model of greenhouse solar dryer with highest drying rate.

IV. Methodology

Drying is a process used to transfer the heat to the product from the source and remove moisture from the product to its confined space [7][8]. In solar drying, the heat necessary for drying is mainly obtained from solar energy. The air circulation to the dryer can be made using forced or by natural convection. In natural greenhouse solar dryer the motion of the fluid is occurred by buoyancy forces which are induced by the differences in densities due to the temperature variation in the fluid. In forced greenhouse solar dryer the fluid flow is achieved by external sources like fan, fans can increase the thermal performance of the dryer and payback time can be reduced. The quality of products obtained in the greenhouse solar dryer is high, Greenhouse solar dryer is one of the best among other types of dryers and has 2-5 times more effective device for drying purpose. Greenhouse solar dryer is an enclosed structure which has transparent walls and roof.

The dimensions of the greenhouse dryer are 1.2 x 1.2 x 1.5 m. The height of the sidewalls from ground is 0.65 m, inlet gap on four side of the dryer 0.01 m and the negative mass flow rate of the fan provision diameter of 0.15 m. A DC fan is used for forced mode and also to provide thermal heating which creates a greenhouse environment. A ultra violate stabilized polycarbonate sheet is covered over the roof which helps to allow the radiation inside the dryer.

CAD modeling:

In the present work a three dimensional CAD model of greenhouse solar dryer is created with the help of design modular of ANSYS workbench. The length and width of the solar dryer is 1200 mm and height is 1500, inlet gap on four sides of the 100 mm is provided for in hot air, a circular hole for fan of 150 mm is provided for forcing air inside the greenhouse solar dryer as shown in figure No 2.

Mehing: Meshing is a operation in which CAD geometry is divided into large numbers of nodes and elements and the procedure to converting into small pieces or elements are called mesh. After completing of three dimensional CAD geometry of greenhouse solar dryer is imported in ANSYS workbench for further CFD analysis and the next step is meshing. The size of elements is set as 10 mm to generate mesh and the total no of nodes generated in the present work is 1213451 and total No. of Elements is 1404147. Types of elements used are hexahedral which is a rectangular in shape with eight nodes on each element.

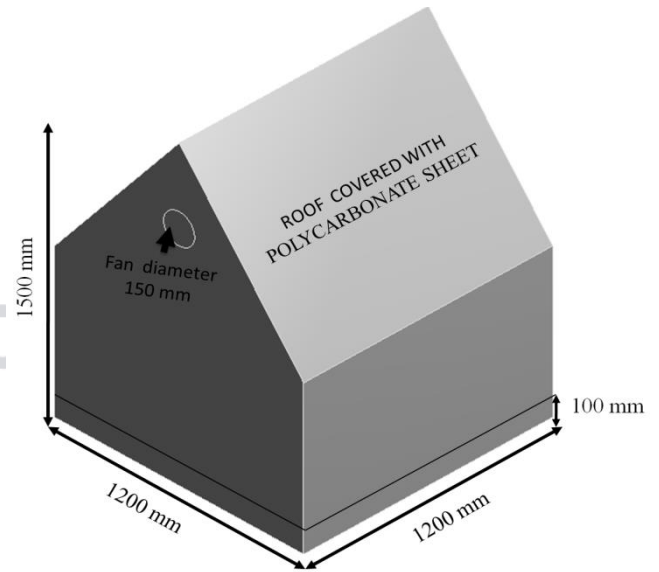


Figure 02: Three Dimensional CAD model of solar dryer [10]




Figure 03: Meshing for greenhouse solar dryer

CAD geometry solar dryer proposed design:

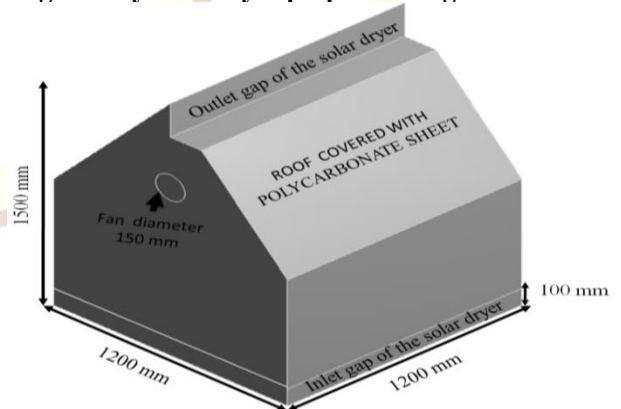


Figure 04: Three Dimensional CAD model of solar dryer proposed design

The length and width of the solar dryer is 1200 mm and height is 1500, inlet gap on four side of the 100 mm is provided for in hot air, a circular hole fan of 150 mm is provided for forcing air inside the green house solar dryer and 0.02 m opening at top of the solar dryer as shown in figure No 04.

Meshing: The size of elements is set as 10 mm to generate mesh and the total no of nodes generated in the present work is 256593 and total No. of Elements is 149969. Types of elements used are hexahedral which is a tetrahedral in shape with eight nodes on each element.

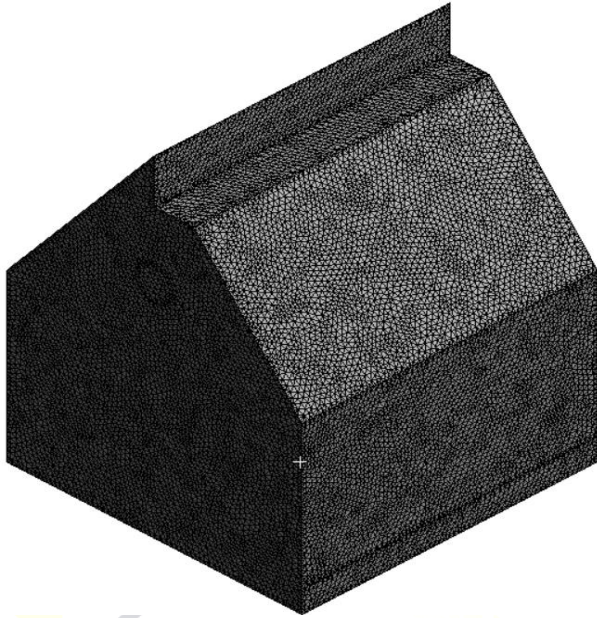


Figure 05: Meshing for greenhouse solar dryer proposed design

Boundary condition:

- To determine the temperature distribution inside the greenhouse solar dryer need to on energy equation.
- Defining of material property, set working fluid as air and roof covered with Polycarbonate sheet with thermal conductivity of 0.218W/m and Transmissibility, Reflectability & Emissivity 0.89, 0.8 and 0.95 respectively.
- Mass flow rate of 0.025 kg/sec, 0.05 kg/sec and 0.075 kg/sec used.
- For the outlet boundary condition the gauge pressure needs to be set as zero because the flow of air inside the greenhouse solar dryer is atmospheric.
- Solar radiations were used on roof of the greenhouse solar dryer.

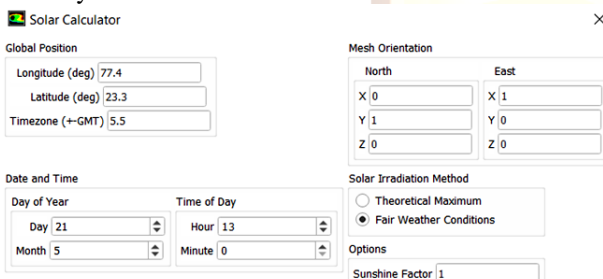


Figure 06: Solar load calculator

{Fair Weather Conditions:

Sun Direction Vector: X: 0.527902, Y: 0.0101271, Z: 0.849245

Sunshine Fraction: 1

Direct Normal Solar Irradiation (at Earth's surface) [W/m²]: 876.47

Diffuse Solar Irradiation - vertical surface: [W/m²]: 92.0533

Diffuse Solar Irradiation - horizontal surface [W/m²]: 106.053

Ground Reflected Solar Irradiation - vertical surface [W/m²]: 85.039}

- The fluent solver is used for steady analysis.

V. Conclusion

After performing Computational Fluid Dynamics analysis on greenhouse solar dryer for base model at 0.025 kg/sec mass flow rate to get temperature distribution inside the solar dryer from 10 am to 04 pm on vertical, mid and bottom planes, it is observed from the contour diagrams that temperature ranges from 42.46°C to 54.27°C. The maximum temperature of 54.27°C is observed at 02 PM on vertical plane inside the solar dryer because maximum solar radiation falls at the top of the vertical plane. The inner temperature of the dryer is higher than the outside temperature because heat is accumulated inside the solar dryer which creates greenhouse effect.

After performing Computational Fluid Dynamics analysis on greenhouse solar dryer for proposed design at 0.025 kg/sec mass flow rate, it is observed from the contour diagrams temperature ranging from 44.17°C to 56.81°C. The maximum temperature of 56.81°C was observed at 02 PM on mid plane inside the solar dryer. The inner temperature of the dryer is higher than the outside temperature because heat is accumulated inside the solar dryer which creates greenhouse effect.

References:

- [1] Petros Demissie at el. "Design, development and CFD modeling of indirect solar food dryer" 10th International Conference on Applied Energy (ICAE2018), 22-25 August 2018, Hong Kong, China , Energy Procedia 158 (2019) 1128–1134.
- [2] Nouredine Choaba at el. "Review on greenhouse microclimate and application: Design parameters, thermal modeling and simulation, climate controlling technologies" Solar Energy 191 (2019) 109–137.
- [3] Rasaan. O. Lamidi at el. "Recent advances in sustainable drying of agricultural produce: A review" Applied Energy 233–234 (2019) 367–385.
- [4] Messaoud Sandali at el. "Improvement of a direct solar dryer performance using a geothermal water heat exchanger as supplementary energetic supply. An experimental investigation and simulation study, Renewable Energy Accepted on 24 November 2018, doi: 10.1016/j.renene.2018.11.086.
- [5] Atta Ullah at el. "An Overview of Eulerian CFD Modeling and Simulation of Non-Spherical Biomass



- Particles, Renewable Energy Accepted on 15 April 2019, doi: 10.1016/j.renene.2019.04.074.
- [6] Zoukit, A., El Ferouali, H., Salhi, I., Doubabi, S., & Abdenouri, N. (2019). Takagi Sugeno fuzzy modeling applied to an indirect solar dryer operated in both natural and forced convection. *Renewable Energy*, 133, 849–860. doi:10.1016/j.renene.2018.10.082.
- [7] Bekir YELMEN at el. “Mathematical modelling of greenhouse drying of red chilli pepper” *African Journal of Agricultural Research*, Vol. 14(9), pp. 539-547, 28 February, 2019 DOI: 10.5897/AJAR2018.13748.
- [8] Rohan L. Patre at el. “Solar Green House Drying” *IJEDR 2018 | Volume 6, Issue 3 | ISSN: 2321-9939*, Jawahar Institute Of Technology, Nashik, Maharashtra, India.
- [9] M.Purusothaman & T.N.Valarmathi “Computational Fluid Dynamics Analysis of Greenhouse Solar Dryer” *International Journal of Ambient Energy* (2018), Taylor & Francis & Informa UK Limited, trading as Taylor & Francis, DOI:10.1080/01430750.2018.1437567.

SHODH
SANGAM